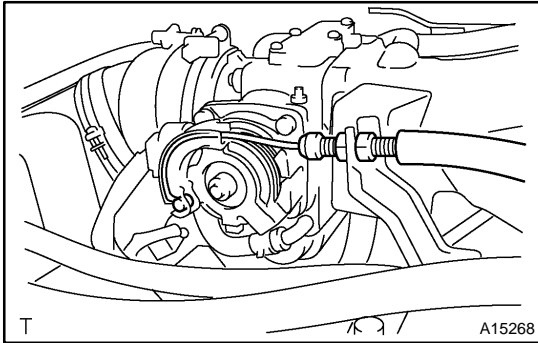


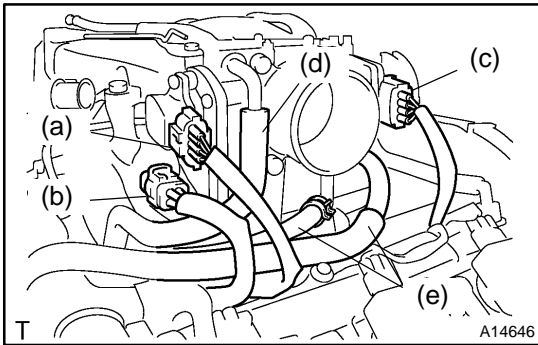
REMOVAL

1. DRAIN ENGINE COOLANT



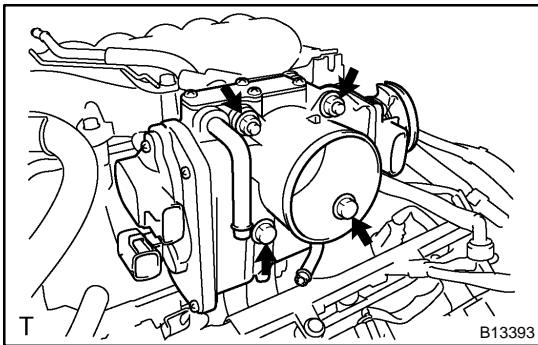
2. DISCONNECT ACCELERATOR CABLE FROM THROTTLE BODY

3. REMOVE AIR CLEANER HOSE



4. REMOVE THROTTLE BODY

- (a) Disconnect the throttle position sensor connector.
- (b) Disconnect the throttle control motor connector.
- (c) Disconnect the accelerator pedal position sensor connector.
- (d) Disconnect the air hose.
- (e) Disconnect the 2 water bypass hoses.



- (f) Remove the 2 bolts, 2 nuts, throttle body and gasket.